

# simplicity<sup>®</sup> Advantage

SELF-LUBRICATED LINEAR BEARINGS

Developed and refined over 26 years, Simplicity<sup>®</sup> linear plane bearings excel where traditional ball bearings fail. Resistant to dirt, contamination, shock vibration and extreme temperatures. Simplicity products provide worry-free linear motion that will not catastrophically fail!



## FEATURES & BENEFITS

- **Self-lubricating** - maintenance-free, additional lubrication optional
- **High strength** - up to 20x more load capacity than ball bearing
- **Wide temperatures range** (-400°F/+400°F) (-240°C/+204°C)
- **Vibration dampening** - eliminates fretting corrosion
- **No stick/slip** - ideal for start stop motion
- **Simultaneous linear, oscillating and rotary motions**
- **Available styles** - open, closed, flanged, single and twin pillow blocks
- **Inch, ISO metric and JIS metric sizes**
- **Size Interchangeable**

**HOUSING**  
Aluminum alloy with anodized .0002" thick finish. Corrosion-resistant.



**FRELON<sup>®</sup> LINER**  
Patented Teflon<sup>®</sup> liner bonded to bearing shell. Available in Frelon GOLD<sup>®</sup> or Frelon J<sup>®</sup>. Provides low wear and friction.

**POLYMOD<sup>®</sup> SEAL**  
Reduced friction and increased wear life. Optional seals, o-rings and retaining rings.

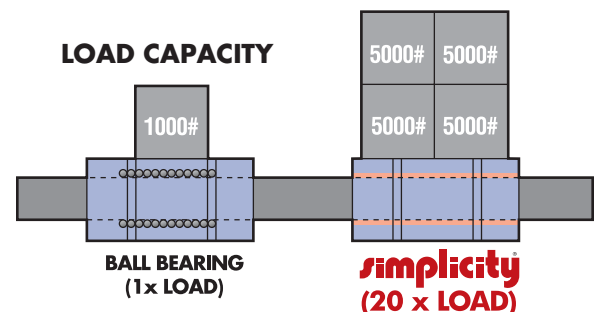












*Smooth & Quiet Operation*

## A BEARING FIT FOR ALL EXTREMES




Clean Room	Dirty Environment
	
Will not absorb water, and no lubricants to contaminate environment	Frelon lamination technology allows heat to transfer/dissipate away from the running surface through bearing shell
Particles that may enter the bearing become embedded into the liner eliminating shaft damage	Shock loads have no effect on bearing, and no damage to shaft
Food packaging, wash down applications, medical devices, solar, semi-conductor, laboratory equipment, bio-chemical etc.	Die casting, welding, paper mill, textiles, foundry, woodworking equipment, automation, etc.
WILL NOT CATASTROPHICALLY FAIL	

## STANDARD SIZES



<b>simplicity</b>	<b>PLANE</b>	<b>PILLOW BLOCK</b>	<b>FLANGE</b>	<b>DIE SET</b>	<b>SLEEVE</b>	<b>THIN WALL</b>	<b>SQUARE</b>
							
	<i>Self lubricating, maintenance free, high load capacity, excel in harsh environments.</i>	<i>Self aligning &amp; ease of mounting. Standard sizes in stock.</i>	<i>Ease of mounting. Compact design.</i>	<i>Mounting precision. Size interchangeable with ball-bearing version.</i>	<i>Replaces oilite &amp; plastic bearing. Ideal for slow or moderate speeds for linear, oscillating or rotary motion.</i>	<i>Interchangeable with all European metric series, including thin wall ball bushings</i>	<i>Resist torque &amp; eliminates extra costly components in parallel shafts.</i>
<b>OPEN</b>	•	•					
<b>CLOSED</b>	•	•	•	•	•	•	•
<b>TWIN or DOUBLE</b>		•	•	•			•
<b>SQUARE FLANGE</b>			•				
<b>ROUND FLANGE</b>			•	•	•		
<b>CENTERED FLANGE</b>			•				
<b>INCH</b>	•	•	•	•	•		•
<b>ISO METRIC</b>	•	•	•	•	•	•	
<b>JIS METRIC</b>	•	•	•				
<b>*FRELON® LINER</b>	•	•	•	•	•	•	Bearing Plug
	<b>FrelonGOLD</b> is a dark gold colored high performance material with gold-colored fillers. Compatible with RC60 steel, ceramic coated and stainless steel shafting.				<b>Frelon J</b> is a yellow colored material specially formulated to provide the optimum performance with stainless steel or bare aluminum shafting.		
<b>MATERIAL</b>	<i>Aluminum alloy Available in steel or stainless steel</i>	<i>Aluminum alloy</i>	<i>Aluminum alloy housing with clear anodized coating and inner plane bearing</i>	<i>Steel black oxidized or aluminum housing with inner plane bearing</i>	<i>Aluminum Alloy</i>	<i>Aluminum alloy housing</i>	<i>Aluminum alloy housing with clear anodized coating stainless steel shafting</i>

### SHAFTING & RAIL ASSEMBLIES

<b>CERAMIC COATED SHAFTING</b> 	Uses 6061-T6 aluminum base material with an RC70 ceramic coated finish. Non-magnetic and chemical resistant. Less expensive and 1/3 the weight of steel shafting. Molten metal and weld splatter and other contaminants resist sticking to it. Inch or ISO metric sizes. Cut-to-length, special machined, pre-drilled or tapped.	<b>Non-Drilled:</b> 3/16" - 2" diameters and lengths up to 12' 3mm - 80mm with lengths up to 3.7m.	<b>Pre-Drilled &amp; Tapped:</b> 1/2" - 2" and lengths up to 12' 8mm-30mm with lengths up to 3.7m Interchangeable with standard pre-drilled shafting
<b>STEEL SHAFTING</b> 	RC60 steel shafts are made of polished, case hardened steel and suitable for Simplicity plane bearings and linear ball bearings. Inch or ISO metric sizes. Cut-to-length, special machined, pre-drilled or tapped.	<b>Non-Drilled Steel:</b> 1/8" to 4" diameters with lengths up to 21'* 3mm - 80mm diameters with lengths up to 6.4m.*	<b>Pre-Drilled &amp; Tapped:</b> 1/2" to 2" diameters with lengths up to 16'* 8mm to 30mm diameters with lengths up to 5.7m.*
<b>SHAFT ASSEMBLY &amp; SUPPORT RAILS</b> 	Shaft assemblies available in a ceramic coated one piece design or two piece design with pre-assembled aluminum alloy support rails with steel shafting.  Rails are aluminum alloy for continuous or intermittent support. Maximum lengths up to 4' and end-joinable for longer travel lengths.	<b>Shaft Diameters:</b> 1/2" to 2" (Un-drilled and pre-drilled available) Lengths up to 10'	<b>Ceramic Coated:</b> 1/2" to 2" (Un-drilled and pre-drilled available) Maximum length available is 12'.  <b>Steel Shaft/ Aluminum Rail</b> 1/2" to 2" (Un-drilled and pre-drilled available) Maximum length available is 4'.
<b>END BLOCKS</b>	Slit on top for easy mounting, and are available for shaft diameters of 1/4" to 2".		

\*Maximum length depends on diameter, see catalog for details; shafts are joinable for longer lengths.  
Teltron® is registered trademark of Dupont Corporation.



Product information and 2D/3D CAD drawings available for download at [www.pbclinear.com](http://www.pbclinear.com)  
For technical & application information call **1-800-962-8979**

The data and specifications in this publication have been carefully compiled and are believed to be accurate and correct. However, it is the responsibility of the user to determine and ensure the suitability of PBC Linear™ products for a specific application. PBC Linear™ only obligation will be to repair or replace without charge, any defective components if returned promptly. No liability is assumed beyond such replacement. Specifications are subject to change without notice.

4/09

**PBC**  
**LINEAR**  
A PACIFIC BEARING CO.

# CHEMICAL REACTION CHART



The original Frelon® J has almost universal chemical inertness. Only molten sodium and fluorine at elevated temperatures and pressures show any signs of attack. It is approved for use with liquid oxygen, N2O2 hydrazine, UDMH, hydrocarbon fuels, high strength hydrogen peroxide, etc.

The Frelon GOLD® material is a composite of PTFE and a bearing filler. The PTFE is chemically inert. The chemical resistance shown in the chart below is defined by the compatibility of the filler with the various chemicals.

Other data in the chart below applies to the bearing shell and pillow block materials. The table is provided as a reference only. The data given will be affected by factors such as temperature, PV, degree of contact, strength of solution, etc. In each specific application, it is always advisable to conduct specific testing to determine suitability of use. This table only addresses general corrosion, NOT galvanic, SCC, or other types of corrosion. Corrosion rates are at room temperature unless otherwise noted.

Standard and hard coat data only apply when the coating is intact. If the coating is worn through or damaged, an area of galvanic and pitting corrosion will be created. Then use the bare aluminum data.

Standard Simplicity products use aluminum alloy, which is known to have the best corrosion resistance of the high strength aluminum alloys. The sulfuric bath

anodizing and nickel acetate sealing provide the best corrosion resistance available in anodized coatings. They can withstand a rigorous 14-day exposure in a 5% salt spray solution at 96°F per military specifications without significant damage. With the coating intact, it is considered to be inert in most fluids with a pH value between 5 and 8. Hard coat anodizing provides the same chemical resistance but is applied to a .002" thickness, providing a more durable surface that will stand up to greater abuse. However, if the coating is penetrated, the resistance is reduced.

Special stainless steel bearings use AISI 316 stainless, which has superior resistance over 303, 304, 420, 440, 17-4PH, and most other common stainless grades. 316 is generally considered to be the most corrosion resistant of conventional stainless steels.

PERFORMANCE	WEAR
<b>E = Excellent</b>	< .002" per year
<b>G = Good</b>	< .020" per year
<b>S = Satisfactory</b>	< .050" per year
<b>U = Unsatisfactory</b>	> .040" per year

CHEMICAL	FRELON GOLD®	BARE A	STANDARD & HARD COAT ANODIZED ALUMINUM	.316 STAINLESS STEEL
Acetic Acid, 20%	U	G	G	E
Acetone	G	E	E	E
Ammonia, anhydrous	G	E	E	E
Ammonium hydroxide, 10%	U	U	U	E
Ammonium chloride, 10%	U	U	U	G
Ammyl acetate (122°F / 50°C)	G	E	E	E
Barium hydroxide	U	U	U	G
Beer	G	E	E	E
Boric acid solutions	G	E	E	G
Butane	G	G	G	G
Calcium chloride, 20%	G	G	G	G
Calcium hydroxide, 10%	G	G	G	G
Carbon dioxide	G	E	E	G
Carbon monoxide	G	E	E	E
Chlorine gas, dry	G	G	G	G
Chlorine gas, wet	U	U	U	U
Chromic acid, 10%	U	G	E	E
Citric acid, 5%	G	E	E	E
Ethyl acetate	G	E	E	G
Ethyl alcohol	G	E	E	G
Ethylene glycol	G	E	E	G
Ferric chloride, 50%	U	U	U	U
Formic acid - Anhydrous	U	E	E	E
Gasoline, Unleaded	G	G	G	G
Hydrochloric acid, 20%	U	U	U	U
Hydrochloric acid, 35%	U	U	U	U
Hydrocyanic acid, 10%	U	G	G	G
Hydrofluoric acid - dilute	U	U	U	U
Hydrofluoric acid, 48%	I	U	U	U
Hydrogen	G	E	E	E
Hydrogen peroxide - dilute	U	E	E	G

CHEMICAL	FRELON GOLD®	BARE ALUMINUM	STANDARD & HARD COAT ANODIZED ALUMINUM	.316 STAINLESS STEEL
Hydrogen sulfide, dry	U	G	E	E
JP-4	G	G	G	G
Kerosene	G	G	G	G
Lactic acid, 10%	G	G	G	E
Magnesium chloride, 50%	G	U	U	G
Mercury	U	U	U	E
Methyl alcohol	G	G	G	G
Methyl ethyl ketone	G	G	G	G
Methylene chloride	G	E	E	G
Mineral oil	G	G	G	G
Naptha	G	G	G	G
Nitric acid, 70%	U	U	U	E
Phosphoric acid, 10%	U	U	U	E
Sodium chloride	G	U	U	E
Sodium hydroxide, 20%	G	U	U	G
Sodium hypochlorite, 20%	U	G	G	U
Sodium peroxide, 10%	U	G	G	G
Steam (see water)	-	-	-	-
Sulfur dioxide, wet	U	U	U	G
Sulfur dioxide, dry	G	G	G	G
Sulfur trioxide	U	G	G	G
Sulfuric acid, 50%	U	U	U	U
Sulfurous acid	U	G	G	E
Toluene (122°F / 50°C)	G	E	E	E
Turpentine	G	G	E	E
Water, demineralized	U	G	E	E
Water, distilled	G	U	S	G
Sea Water	G	G	E	G
Water, sewage	G	U	S	G
Xylene	G	G	G	G
Zinc chloride solutions	U	U	U	G

**NOTE:** This information was compiled for Pacific Bearing® Company by Materials Engineering, Inc. of Virgil, IL. This specification information is believed to be accurate and reliable, however, no liability is assumed. INFORMATION IS FOR REFERENCE ONLY. USER MUST TEST SPECIFIC APPLICATIONS.

## Simplicity® Self-Lubricating Bearings - Inch Series

CLOSED, STRAIGHT LINEAR BEARING				
IGUS® (p. 24.12)	PBC Linear	Nominal dimensions		
DryLin® R	Simplicity	ID	OD	Length
RJZI-01-04	FL04, FLC04	0.3	0.5	0.8
RJUI-01-06	FL06, FLC06	0.4	0.6	0.9
RJUI-21-06	FL06	0.4	0.6	0.9
RJUI-01-08	FL08, FLC08	0.5	0.9	1.3
RJUI-21-08	FL08	0.5	0.9	1.3
RJUI-01-10	FL10, FLC10	0.6	1.1	1.5
RJUI-21-10	FL10	0.6	1.1	1.5
RJUI-01-12	FL12, FLC12	0.8	1.3	1.6
RJUI-21-12	FL12	0.8	1.3	1.6
RJUI-01-16	FL16, FLC16	1.0	1.6	2.3
RJUI-21-16	FL16	1.0	1.6	2.3
RJUI-01-20	FL20, FLC20	1.3	2.0	2.6
RJUI-21-20	FL20	1.3	2.0	2.6
RJUI-01-24	FL24, FLC24	1.5	2.4	3.0
RJUI-21-24	FL24	1.5	2.4	3.0
RJUI-01-32	FL32, FLC32	2.0	3.0	4.0
RJUI-21-32	FL32	2.0	3.0	4.0

OPEN LINEAR BEARING				
IGUS® (p 24.16)	PBC Linear	Nominal dimensions		
DryLin® R	Simplicity	ID	OD	Length
OJUI-01-08	FLN08, FLCN08	0.500	0.9	1.3
OJUI-21-08	FLN08	0.5	0.9	1.3
OJUI-01-10	FLN10, FLCN10	0.625	1.1	1.5
OJUI-21-10	FLN10	0.625	1.1	1.5
OJUI-01-12	FLN12, FLCN12	0.750	1.3	1.6
OJUI-21-12	FLCN12	0.750	1.3	1.6
OJUI-01-16	FLN16, FLCN16	1.000	1.6	2.3
OJUI-21-16	FLN16	1.000	1.6	2.3
OJUI-01-20	FLN20, FLCN20	1.250	2.0	2.6
OJUI-21-20	FLN20	1.250	2.0	2.6
OJUI-01-24	FLN24, FLCN24	1.500	2.4	3.0
OJUI-21-24	FLCN24	1.500	2.4	3.0
OJUI-01-32	FLN32, FLCN32	2.000	3.0	4.0
OJUI-21-32	FLCN32	2.000	3.0	4.0

CLOSED, SELF ALIGNING LINEAR BEARING				
IGUS® (p 24.13)	PBC Linear	Nominal dimensions		
DryLin® R	Simplicity	ID	OD	Length
RJZI-03-04	FLA04, FLAC04	0.3	0.5	0.8
RJUI-03-06	FLA06, FLAC06	0.4	0.6	0.9
RJUI-23-06	FLA06	0.4	0.6	0.9
RJUI-03-08	FLA08, FLAC08	0.5	0.9	1.3
RJUI-23-08	FLA08	0.5	0.9	1.3
RJUI-03-10	FLA10, FLAC10	0.6	1.1	1.5
RJUI-23-10	FLA10	0.6	1.1	1.5
RJUI-03-12	FLA12, FLAC12	0.8	1.3	1.6
RJUI-23-12	FLA12	0.8	1.3	1.6
RJUI-03-16	FLA16, FLAC16	1.0	1.6	2.3
RJUI-23-16	FLA16	1.0	1.6	2.3
RJUI-03-20	FLA20, FLAC20	1.3	2.0	2.6
RJUI-23-20	FLA20	1.3	2.0	2.6
RJUI-03-24	FLA24, FLAC24	1.5	2.4	3.0
RJUI-23-24	FLA24	1.5	2.4	3.0
RJUI-03-32	FLA32, FLAC32	2.0	3.0	4.0
RJUI-23-32	FLA32	2.0	3.0	4.0

The data and specifications have been carefully compiled and are believed to be accurate and correct. Interchangeability is based purely on approximate nominal size and not on functional specifications. However, it is the responsibility of the user to determine and ensure the suitability of PBC Linear™ products for a specific application. PBC Linear™ only obligation will be to repair or replace without charge, any defective components if returned promptly. No liability is assumed beyond such replacement. Specifications are subject to change without notice.  
 "igus®", "iglide®" and "Drylin®" are registered trademarks of igus, inc and/or igus GmbH

## Simplicity® Pillow Blocks Bearings - Inch Series

SINGLE - CLOSED PILLOW BLOCKS				
Nominal Size	STRAIGHT BORE		SELF ALIGNING	
	IGUS® (p.24.18)	Simplicity	IGUS® (p.24.18)	PBC Frelon
1/4"	RJZI-11-04	PB04, PB04C	RJZI-13-04	P04, P04C
	RJZI-31-04	PB04	RJZI-33-04	P04
3/8"	RJZI-11-06	PB06, PB06C	RJZI-13-06	P06, P06C
	RJUI-31-06	PB06	RJUI-33-06	P06
1/2"	RJUI-11-08	PB08, PB08C	RJUI-13-08	P08, P08C
	RJUI-31-08	PB08	RJUI-33-08	P08
5/8"	RJUI-11-10	PB10, PB10C	RJUI-13-10	P10, P10C
	RJUI-31-10	PB10	RJUI-33-10	P10
3/4"	RJUI-11-12	PB12, PB12C	RJUI-13-12	P12, P12C
	RJUI-31-12	PB12	RJUI-33-12	P12
1"	RJUI-11-16	PB16, PB16C	RJUI-13-16	P16, P16C
	RJUI-31-16	PB16	RJUI-33-16	P16
1 - 1/4"	RJUI-11-20	PB20, PB20C	RJUI-13-20	P20, P20C
	RJUI-31-20	PB20	RJUI-33-20	P20
1 - 1/2"	RJUI-11-24	PB24, PB24C	RJUI-13-24	P24, P24C
	RJUI-31-24	PB24	RJUI-33-24	P24
2"	RJUI-11-32	PB32, PB32C	RJUI-13-32	P32, P32C
	RJUI-31-32	PB32	RJUI-33-32	P32

TWIN - CLOSED PILLOW BLOCKS				
Nominal Size	STRAIGHT BORE		SELF ALIGNING	
	IGUS® (p.24.20)	Simplicity	IGUS (p.24.20)	Simplicity
1/4"	RJZI-11-04TW	PWB04, PWB04C	RJZI-13-04TW	PW04, PW04C
	RJZI-31-04TW	PWB04	RJZI-33-04TW	PW04
3/8"	RJZI-11-06TW	PWB06, PWB06C	RJZI-13-06TW	PW06, PW06C
	RJUI-31-06TW	PWB06	RJUI-33-06TW	PW06
1/2"	RJUI-11-08TW	PWB08, PWB08C	RJUI-13-08TW	PW08, PW08C
	RJUI-31-08TW	PWB08	RJUI-33-08TW	PW08
5/8"	RJUI-11-10TW	PWB10, PWB10C	RJUI-13-10TW	PW10, PW10C
	RJUI-31-10TW	PWB10	RJUI-33-10TW	PW10
3/4"	RJUI-11-12TW	PWB12, PWB12C	RJUI-13-12TW	PW12, PW12C
	RJUI-31-12TW	PWB12	RJUI-33-12TW	PW12
1"	RJUI-11-16TW	PWB16, PWB16C	RJUI-13-16TW	PW16, PW16C
	RJUI-31-16TW	PWB16	RJUI-33-16TW	PW16
1 - 1/4"	RJUI-11-20TW	PWB20, PWB20C	RJUI-13-20TW	PW20, PW20C
	RJUI-31-20TW	PWB20	RJUI-33-20TW	PW20
1 - 1/2"	RJUI-11-24TW	PWB24, PWB24C	RJUI-13-24TW	PW24, PW24C
	RJUI-31-24TW	PWB24	RJUI-33-24TW	PW24
2"	RJUI-11-32TW	PWB32, PWB32C	RJUI-13-32TW	PW32, PW32C
	RJUI-31-32TW	PWB32	RJUI-33-32TW	PW32

SINGLE - OPEN PILLOW BLOCKS				
Nominal Size	STRAIGHT BORE		SELF ALIGNING	
	IGUS® (p.24.19)	Simplicity	IGUS® (p.24.19)	Simplicity
1/2"	OJUI-11-08	PNB08, PNB08C	OJUI-13-08	PN08, PN08C
	OJUI-31-08	PNB08	OJUI-33-08	PN08
5/8"	OJUI-11-10	PNB10, PNB10C	OJUI-13-10	PN10, PN10C
	OJUI-31-10	PNB10	OJUI-33-10	PN10
3/4"	OJUI-11-12	PNB12, PNB12C	OJUI-13-12	PN12, PN12C
	OJUI-31-12	PNB12	OJUI-33-12	PN12
1"	OJUI-11-16	PNB16, PNB16C	OJUI-13-16	PN16, PN16C
	OJUI-31-16	PNB16	OJUI-33-16	PN16
1 - 1/4"	OJUI-11-20	PNB20, PNB20C	OJUI-13-20	PN20, PN20C
	OJUI-31-20	PNB20	OJUI-33-20	PN20
1 - 1/2"	OJUI-11-24	PNB24, PNB24C	OJUI-13-24	PN24, PN24C
	OJUI-31-24	PNB24	OJUI-33-24	PN24
2"	OJUI-11-32	PNB32, PNB32C	OJUI-13-32	PN32, PN32C
	OJUI-31-32	PNB32	OJUI-33-32	PN32

TWIN - OPEN PILLOW BLOCKS				
Nominal Size	STRAIGHT BORE		SELF ALIGNING	
	IGUS® (p.24.21)	Simplicity	IGUS® (p.24.21)	Simplicity
1/2"	OJUI-11-08TW	PWNB08, PWNB08C	OJUI-13-08TW	PWN08, PWN08C
	OJUI-31-08TW	PWNB08	OJUI-33-08TW	PWN08
5/8"	OJUI-11-10TW	PWNB10, PWNB10C	OJUI-13-10TW	PWN10, PWN10C
	OJUI-31-10TW	PWNB10	OJUI-33-10TW	PWN10
3/4"	OJUI-11-12TW	PWNB12, PWNB12C	OJUI-13-12TW	PWN12, PWN12C
	OJUI-31-12TW	PWNB12	OJUI-33-12TW	PWN12
1"	OJUI-11-16TW	PWNB16, PWNB16C	OJUI-13-16TW	PWN16, PWN16C
	OJUI-31-16TW	PWNB16	OJUI-33-16TW	PWN16
1 - 1/4"	OJUI-11-20TW	PWNB20, PWNB20C	OJUI-13-20TW	PWN20, PWN20C
	OJUI-31-20TW	PWNB20	OJUI-33-20TW	PWN20
1 - 1/2"	OJUI-11-24TW	PWNB24, PWNB24C	OJUI-13-24TW	PWN24, PWN24C
	OJUI-31-24TW	PWNB24	OJUI-33-24TW	PWN24
2"	OJUI-11-32TW	PWNB32, PWNB32C	OJUI-13-32TW	PWN32, PWN32C
	OJUI-31-32TW	PWNB32	OJUI-33-32TW	PWN32

The data and specifications have been carefully compiled and are believed to be accurate and correct. Interchangeability is based purely on approximate nominal size and not on functional specification; however, it is the responsibility of the user to determine and ensure the suitability of PBC Linear™ products for a specific application. PBC Linear™ only obligation will be to repair or replace without charge, any defective components if returned promptly. No liability is assumed beyond such "igus®", "iglide®" and "Drylin®" are registered trademarks of igus, inc and/or igus GmbH

## Simplicity® Flange Mount Pillow Block - Inch Series

SINGLE FLANGE PILLOW BLOCKS, INCH				
	STRAIGHT BORE		SELF ALIGNING	
Nom. Size (in)	IGUS® (p. 24.24)	Simplicity®	IGUS® (p. 24.24)	Simplicity®
1/2"	FJUI-11-08	SFPB08, SFPB08C	FJUI-13-08	SFP08, SFP08C
3/4"	FJUI-11-12	SFPB12, SFPB12C	FJUI-13-12	SFP12, SFP12C
1"	FJUI-11-16	SFPB16, SFPB16C	FJUI-13-16	SFP16, SFPB16C

igus® double (FJUIT) has a round flange and liner inserts only, not complete bearing inserts

## Flange Mount - Metric Series

SINGLE FLANGE PILLOW BLOCKS, METRIC				
	ROUND FLANGE		SQUARE FLANGE	
Nom. Size (mm)	IGUS® (p. 24.49)	Simplicity®	IGUS® (p.24.50)	Simplicity®
8	FJZM-01-08	SFPMR08, SFPMR08C	FJZM-02-08	SFPM08, SFPM08C
	FJZM-31-08	SFPMR08	FJZM-32-08	SFPM08
12	FJUM-01-12	SFPMR12, SFPMR12C	FJUM-02-12	SFPM12, SFPM12C
	FJUM-31-12	SFPMR12	FJUM-32-12	SFPM12
16	FJUM-01-16	SFPMR16, SFPMR16C	FJUM-02-16	SFPM16, SFPM16C
	FJUM-31-16	SFPMR16	FJUM-32-16	SFPM16
20	FJUM-01-20	SFPMR20, SFPMR20C	FJUM-02-20	SFPM20, SFPM20C
	FJUM-31-20	SFPMR20	FJUM-32-20	SFPM20
25	FJUM-01-25	SFPMR25, SFPMR25C	FJUM-02-25	SFPM25, SFPM25C
	FJUM-31-25	SFPMR25	FJUM-32-25	SFPM25
30	FJUM-01-30	SFPMR30, SFPMR30C	FJUM-02-30	SFPM30, SFPM30C
	FJUM-31-30	SFPMR30	FJUM-32-30	SFPM30
40	FJUM-01-40	SFPMR40, SFPMR40C	FJUM-02-40	SFPM40, SFPM40C
	FJUM-31-40	SFPMR40	FJUM-32-40	SFPM40
50	FJUM-01-50	SFPMR50, SFPMR50C	FJUM-02-50	SFPM50, SFPM50C
	FJUM-31-50	SFPMR50	FJUM-32-50	SFPM50

The data and specifications have been carefully compiled and are believed to be accurate and correct. Interchangeability is based purely on approximate nominal size and not on functional specifications. However, it is the responsibility of the user to determine and ensure the suitability of PBC Linear™ products for a specific application. PBC Linear™ only obligation will be to repair or replace without charge, any defective components if returned promptly. No liability is assumed beyond such replacement. Specifications are subject to change without notice. "igus®", "iglide®" and "Drylin®" are registered trademarks of igus, inc and/or igus GmbH



## Simplicity® Linear Bearings - Metric / ISO Series

CLOSED - STRAIGHT LINEAR BEARING				
IGUS®, (pp. 24.28-24.29)	PBC Linear	Nominal dimensions		
DryLin® R	Simplicity	ID	OD	Length
RJZM-01-05	FM05, FMC05	5	12	22
RJZM-21-05	FM05	5	12	22
RJZM-01-08	FM08, FMC08	8	16	25
RJZM-21-08	FM08	8	16	25
RJUM-01-10	FM10, FMCc10	10	19	29
RJUM-21-10	FM10	10	19	29
RJUM-01-12	FM12, FMC12	12	22	32
RJUM-21-12	FM12	12	22	32
RJUM-01-16	FM16, FMC16	16	26	36
RJUM-21-16	FM16	16	26	36
RJUM-01-20	FM20, FMC20	20	32	45
RJUM-21-20	FM20	20	32	45
RJUM-01-25	FM25, FMC25	25	40	58
RJUM-21-25	FM25	25	40	58
RJUM-01-30	FM30, FMC30	30	47	68
RJUM-21-30	FM30	30	47	68
RJUM-01-40	FM40, FMC40	40	62	80
RJUM-21-40	FM40	40	62	80
RJUM-01-50	FM50, FMC50	50	75	100
RJUM-21-50	FM50	50	75	100

OPEN - LINEAR BEARING				
IGUS®, (pp 24.36-24.37)	PBC Linear	Nominal dimensions		
DryLin® R	Simplicity	ID	OD	Length
OJUM-01-10	FMN10, FMCN10	10	19	29
OJUM-21-10	FMN10	10	19	29
OJUM-01-12	FMN12, FMCN12	12	22	32
OJUM-21-12	FMN12	12	22	32
OJUM-01-16	FMN16, FMCN16	16	26	36
OJUM-21-16	FMN16	16	26	36
OJUM-01-20	FMN20, FMCN20	20	32	45
OJUM-21-20	FMN20	20	32	45
OJUM-01-25	FMN25, FMCN25	25	40	58
OJUM-21-25	FMN25	25	40	58
OJUM-01-30	FMN30, FMCN30	30	47	68
OJUM-21-30	FMN30	30	47	68
OJUM-01-40	FMN40, FMCN40	40	62	80
OJUM-21-40	FMN40	40	62	80
OJUM-01-50	FMN50, FMCN50	50	75	100
OJUM-21-50	FMN50	50	75	100

CLOSED - SELF ALIGNING LINEAR BEARING				
IGUS®, (pp. 24.30-24.31)	PBC Linear	Nominal dimensions		
DryLin® R	Simplicity	ID	OD	Length
RJZM-03-08	FMA08, FMAC10	8	16	25
RJZM-23-08	FMA08	8	16	25
RJUM-03-10	FMA10, FMAC10	10	19	29
RJUM-23-10	FMA10	10	19	29
RJUM-03-12	FMA12, FMAC12	12	22	32
RJUM-23-12	FMA12	12	22	32
RJUM-03-16	FMA16, FMAC16	16	26	36
RJUM-23-16	FMA16	16	26	36
RJUM-03-20	FMA20, FMAC20	20	32	45
RJUM-23-20	FMA20	20	32	45
RJUM-03-25	FMA25, FMAC25	25	40	58
RJUM-23-25	FMA25	25	40	58
RJUM-03-30	FMA30, FMAC30	30	47	68
RJUM-23-30	FMA30	30	47	68
RJUM-03-40	FMA40, FMAC40	40	62	80
RJUM-23-40	FMA40	40	62	80
RJUM-03-50	FMA50, FMAC50	50	75	100
RJUM-23-50	FMA50	50	75	100

THIN WALL LINEAR BEARING				
IGUS®, (pp. 24.40)	PBC Linear	Nominal dimensions		
DryLin® R	Simplicity	ID	OD	Length
RJZM-02-08	FMT08	8	15	24
RJUM-02-10	FMT10, FMTC10	10	17	26
RJUM-22-10	FMT10	10	17	26
RJUM-02-12	FMT12, FMTC12	12	19	28
RJUM-22-12	FMT12	12	19	28
RJUM-02-16	FMT16, FMTC16	16	24	30
RJUM-22-16	FMT16	16	24	30
RJUM-02-20	FMT20, FMTC20	20	28	30
RJUM-22-20	FMT20	20	28	30
RJUM-02-25	FMT25, FMTC25	25	35	40
RJUM-22-25	FMT25	25	35	40
RJUM-02-30	FMT30, FMTC30	30	40	50
RJUM-22-30	FMT30	30	40	50
RJUM-02-40	FMT40, FMTC40	40	52	60
RJUM-22-40	FMT40	40	52	60
RJUM-02-50	FMT50, FMTC50	50	62	70
RJUM-22-50	FMT50	50	62	70

The data and specifications have been carefully compiled and are believed to be accurate and correct. Interchangeability is based purely on approximate nominal size and not on functional specifications. However, it is the responsibility of the user to determine and ensure the suitability of PBC Linear™ products for a specific application. PBC Linear™ only obligation will be to repair or replace without charge, any defective components if returned promptly. No liability is assumed beyond such replacement. Specifications are subject to change without notice.

“igus”, “iglide” and “Drylin” are registered trademarks of igus, inc and/or igus GmbH

## Simplicity® Pillow Block Bearings - Metric Series

SINGLE CLOSED PILLOW BLOCKS*				
Nominal Size	STRAIGHT BORE		SELF ALIGNING	
	IGUS® (p. 24.55)	Simplicity®	IGUS®	Simplicity
8MM	RGA-01-08	Centerline height of Igus pillow block is 2mm shorter than PBC		
	RGA-31-08			
12MM	RGA-01-12	PMB12, PMB12C	RGA-03-12	PM12, PM12C
	RGA-31-12	PMB12	RGA-33-12	PM12
16MM	RGA-01-16	PMB16, PMB16C	RGA-03-16	PM16, PM16C
	RGA-31-16	PMB16	RGA-33-16	PM16
20MM	RGA-01-20	PMB20, PMB20C	RGA-03-20	PM20, PM20C
	RGA-31-20	PMB20	RGA-33-20	PM20
25MM	RGA-01-25	PMB25, PMB25C	RGA-03-25	PM25, PM25C
	RGA-31-25	PMB25	RGA-33-25	PM25
30MM	RGA-01-30	PMB30, PMB30C	RGA-03-30	PM30, PM30C
	RGA-31-30	PMB30	RGA-33-30	PM30
40MM	RGA-01-40	PMB40, PMB40C	RGA-03-40	PM40, PM40C
	RGA-31-40	PMB40	RGA-33-40	PM40

SINGLE OPEN PILLOW BLOCKS*			
STRAIGHT BORE		SELF ALIGNING	
IGUS®	Simplicity®	IGUS®	Simplicity®
Igus® does not have an open pillow block in 8mm			
OGA-01-12	PMNB12, PMNB12C	OGA-03-12	PMN12, PMN12C
OGA-31-12	PMNB12	OGA-33-12	PMN12
OGA-01-16	PMNB16, PMNB16C	OGA-03-16	PMN16, PMN16C
OGA-31-16	PMNB16	OGA-33-16	PMN16
OGA-01-20	PMNB20, PMNB20C	OGA-03-20	PMN20, PMN20C
OGA-31-20	PMNB20	OGA-33-20	PMN20
OGA-01-25	PMNB25, PMNB25C	OGA-03-25	PMN25, PMN25C
OGA-31-25	PMNB25	OGA-33-25	PMN25
OGA-01-30	PMNB30, PMNB30C	OGA-03-30	PMN30, PMN30C
OGA-31-30	PMNB30	OGA-33-30	PMN30
OGA-01-40	PMNB40, PMNB40C	OGA-03-40	PMN40, PMN40C
OGA-31-40	PMNB40	OGA-33-40	PMN40

\*Igus® RGA and OGA pillow blocks have a complete bearing installed in the pillow block housing, same as Simplicity.

SINGLE PILLOW BLOCKS				
Nominal Size	SINGLE BLOCKS**		OPEN PILLOW BLOCKS**	
	IGUS® (p. 24.43)	Simplicity®	IGUS® (p. 24.46)	Simplicity®
12MM	RJUM-06-12	PMB12, PMB12C	OJUM-06-12	PMNB12, PMNB12C
	RJUM-36-12	PMB12	OJUM-36-12	PMNB12
16MM	RJUM-06-16	PMB16, PMB16C	OJUM-06-16	PMNB16, PMNB16C
	RJUM-36-16	PMB16	OJUM-36-16	PMNB16
20MM	RJUM-06-20	PMB20, PMB20C	OJUM-06-20	PMNB20, PMNB20C
	RJUM-36-20	PMB20	OJUM-36-20	PMNB20
25MM	RJUM-06-25	PMB25, PMB25C	OJUM-06-25	PMNB25, PMNB25C
	RJUM-36-25	PMB25	OJUM-36-25	PMNB25
30MM	RJUM-06-30	PMB30, PMB30C	OJUM-06-30	PMNB30, PMNB30C
	RJUM-36-30	PMB30	OJUM-36-30	PMNB30
40MM	RJUM-06-40	PMB40, PMB40C	OJUM-06-40	PMNB40, PMNB40C
	RJUM-36-40	PMB40	OJUM-36-40	PMNB40

\*\*Igus RJUM and OJUM pillow blocks have an Igus insert only, no bearing, in the pillow block. Therefore, there is no self aligning option

The data and specifications have been carefully compiled and are believed to be accurate and correct. Interchangeability is based purely on approximate nominal size and not on functional specifications. However, it is the responsibility of the user to determine and ensure the suitability of PBC Linear™ products for a specific application. PBC Linear™ only obligation will be to repair or replace without charge, any defective components if returned promptly. No liability is assumed beyond such replacement. Specifications are subject to change without notice.